



Phone 1.888.660.0500

Fax 1.888.660.0501

Customer Screen Quote Request Form

**We Can produce Custom Screens to your specifications. . . .
. . . . better and at less cost than you could make them yourself**

Instructions

- Step 1** Determine the type of frame to be built and the style of the frame material you need. Match those against the styles shown and indicate the types to be made. Note: If the frame you need is not shown, and an acceptable substitution cannot be made, trace the profile of your frame - with dimensions and include it with your quote request. If possible, send us a sample! We can match virtually any type of frame.
- Step 2** Identify the hardware you would like on each frame and how many of each. Either circle the item or place a check mark next to it. Also, indicate on the schematic the location of each hardware item you select.
- Step 3** Indicate the total quantity of the frames you need for this size. Please do not mix different sizes or styles on one quote sheet.
- Step 4** Make precise (within 1/16") measurements of the outside of the frame and note the width and height. If your frame has a flange that extends beyond the window opening, indicate the height and width of the opening itself in addition to the height and width of the entire frame.
- Step 5** Fax, call or mail in your quote request - Be sure to let us know about any special situations or circumstances. If this is a bid situation, please send along any forms and instructions. We also need to know when you need the quote and when shipment would be expected.

We will generally respond with a quote or a request for more information within 24 hours.

Fill Out

Fax to: 1.888.660.0501

Email to: darla@circlescreenworks.com

Company Name _____

Contact _____

Company Phone _____

Mobile Phone _____

Fax _____

P.O. # _____

Ship to:

Name _____

Address _____

City _____

State _____


Zip Code _____

Phone _____

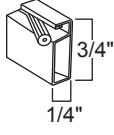
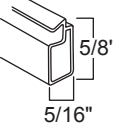
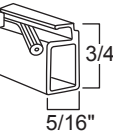
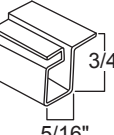
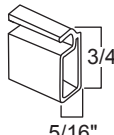
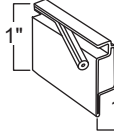
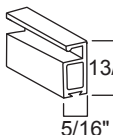
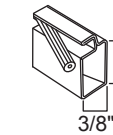
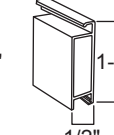
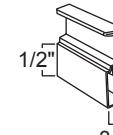
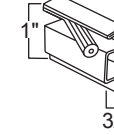
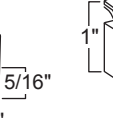
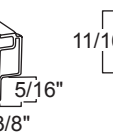
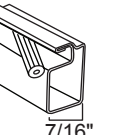
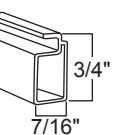
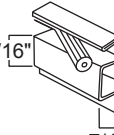
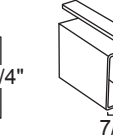

Screen Formats - Select Only One ☒

<input type="checkbox"/> Standard Residential Commercial Institutional	<input type="checkbox"/> Standard Residential with Flange	<input type="checkbox"/> Commercial Institutional with Crossbase	<input type="checkbox"/> Commercial Institutional Hopper Screen	<input type="checkbox"/> Commercial Institutional Single Wicket	<input type="checkbox"/> Commercial Institutional Double Wicket
--	---	--	---	---	---

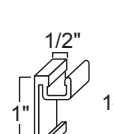
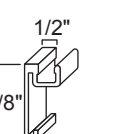
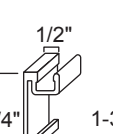
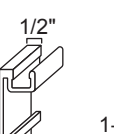
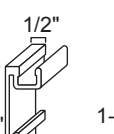
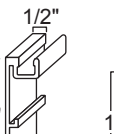
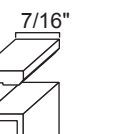
Sliding Patio Screen Doors - Select Hardware From Each Category ☒

<div></div> <div><input type="checkbox"/> Standard Door Frame <input type="checkbox"/> Heavy Duty Door Frame</div>	<div><input type="checkbox"/> Standard Handle <input type="checkbox"/> Standard Handle with Lock/Latch</div>	<div><input type="checkbox"/> Standard Rollers <input type="checkbox"/> Top - Hung Rollers</div>	<div><input type="checkbox"/> Adjustable Size</div>
--	--	--	---




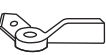


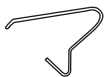









Residential Frame Style - Circle One

 3/4" 1/4" 5/16"	 5/8" 5/16"	 3/4" 5/16"	 3/4" 5/16"	 3/4" 5/16"	 1" 1/4" 5/16"	 13/16" 5/16"	 3/4" 3/8"	 1-3/4" 1/2"	 1/2" 1-1/4" 3/8"
 1" 5/16" 3/8"	 1" 5/16" 3/8"	 11/16" 7/16"	 3/4" 7/16"	 5/16" 3/4" 7/16"	 3/4" 1" 7/16"	 1-3/4" 7/16"	 3/4" 1-3/16"		

Commercial Frame Style - Circle One

 1/2" 1" 1-1/8"	 1/2" 1-1/4"	 1/2" 1-3/8"	 1/2" 1-1/2"	 1/2" 7/16" 1"	 5/16" 1-3/8" 3/8"	 5/16" 1-1/2" 1/2"
---	---	---	---	---	---	--

Components - Select Needed Items ☒

<input type="checkbox"/> Metal Plunger	<input type="checkbox"/> Plastic Plunger	<input type="checkbox"/> Pointed Plunger	<input type="checkbox"/> Turn Button	<input type="checkbox"/> Knife Latch	<input type="checkbox"/> Side Tension Spring	<input type="checkbox"/> Wire Tension Spring	<input type="checkbox"/> Friction Screen Hanger
							
<input type="checkbox"/> Swival Latch	<input type="checkbox"/> Wire Lift Tab	<input type="checkbox"/> Lift Tab	<input type="checkbox"/> Wire Loop Latch	<input type="checkbox"/> C-Clip	<input type="checkbox"/> Z-Clip	<input type="checkbox"/> Rams Horn Clip	<input type="checkbox"/> Stretcher Clip
							

Screen Format Quantity this size

Frame Dimensions (Inches) Width x Height

Finish (Not all colors available in all styles)

☐ Almond ☐ Black ☐ Dk Bronze ☐ Hunter Green ☐ Mill
☐ Sand Stone ☐ Terratone ☐ White ☐ White Gold

Crossbrace

☐ Vertical ☐ Horizontal

Screen Cloth

☐ Charcoal Fiberglass ☐ Gray Fiberglass
☐ Brite Aluminum ☐ Charcoal Aluminum

